


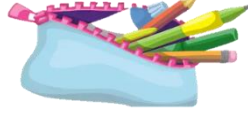



GUÍA DE APRENDIZAJE N°2 ENGLISH "The World of Apps"

NAME:
PERIODO DE TRABAJO GUÍA: 2 clases UNIT: 1 "Communication and Information technologies (TICs)"
CLASS: 8° AÑO BÁSICO
OBJETIVOS DE APRENDIZAJE (LEARNING OBJECTIVES) OA1 Comunicación Oral: Demostrar comprensión de ideas generales e información explícita en textos orales adaptados y auténticos simples, literarios y no literarios, en diversos formatos audiovisuales OA10 Comprensión de Lectura: Demostrar comprensión de textos no literarios (artículo) al identificar: propósito o finalidad del texto, ideas generales, información específica y detalles, palabras y frases clave, expresiones de uso frecuente y vocabulario temático.
TEACHER'S E-MAIL: juan.gallardo@colegiomontesion.cl (ante cualquier duda, no dudar contactarme)

CLASE (Lesson): 1
OBJETIVOS DE LA CLASE (Lesson objectives): <ul style="list-style-type: none"> Responder preguntas de información explícita de una lectura. Describir las características de una app favorita.
CONTENIDOS (contents): The world of Apps
HORAS PEDAGÓGICAS (Ped. Hours): 2

MATERIALS:

Before starting the class, you must have the following materials. *Antes de comenzar la clase, procura tener los siguientes materiales.*

English Copybook	Pencil case	Activity Book	Student's book	Motivation
				

"Hello dear students, this is handout
2 for week 3-
Remember there is always a reason to
be thankful to God, and there are
always very good reasons to be happy
and laugh.

**(siempre hay razones para
agradecer a Dios, estar felices y
reír)**

- **Teacher Juan**





Activity 1: Student's Book

Instructions:

1. **Go to page 15 of the student's book. We are going to read and then answer some true or false questions** (*ve a la pagina 15 del Student's book. Vamos a leer y luego responder unas preguntas de verdadero y falso*).
 2. **Before reading (antes de leer).** (*Ten a mano un lapiz, lapicera o destacador para subrayar vocabulario conocido o importante, o bien ideas principales*).
- ENGINE: MOTOR DE BÚSQUEDA**
3. **While reading (durante la lectura).** *Subraya y lee con detenimiento. No te preocupes si no entiendes todo, pero trata de relacionar palabras para entender la idea principal.*
 4. **After reading (después de leer).** *Excelent, congratulations. You did great. Now, let's answer some questions.*

Cross-Curricular Social Studies

Ada Lovelace: The First Computer Programmer

Augusta Ada King, Countess of Lovelace (10 December 1815 – 27 November 1852), born Augusta Ada Byron, was an English writer who became the world's first computer programmer. She wrote the program for Charles Babbage's mechanical computer, the analytical engine. She wrote the first algorithm that was meant to be processed by a machine.

She was the only legitimate child of the poet Lord Byron and Anne Isabella Milbanke. She had no relationship with her father, who died when she was nine. As a young adult she took an interest in mathematics, and in particular Babbage's work on the analytical engine. Between 1842 and 1843 she translated an article on the engine by Italian mathematician Luigi Menabrea. She added her own notes on the engine. These notes contain what is considered to be the first computer program, that is, an algorithm encoded for processing by a machine. Though Babbage's engine was never



built, Lovelace's notes are important in the early history of computers. She realized that computers would be able to do more than just calculating or number-crunching. Others, including Babbage himself, worked only on the possibilities of calculating.

Source: https://kids.kiddle.co/Ada_Lovelace



5. Answer T (true, verdadero) and F (false)

1. _____ Ada Lovelace as the world's first computer programmer.
2. _____ She had happy and close relationship with his father.
3. _____ Ada was very interested in Mathematics as a young girl.
4. _____ She realized that computers ONLY could do calculations.
5. _____ Ada Lovelace is NOT English.

6.- Provide an opinion about the reading, use *I like, I can't stand, I love, etc.*
For example, I like the story, it was interesting.

Activity 2: English Copybook

Instructions:

1. Open your English copybook and copy on a blank sheet the following (*abre tu cuaderno de inglés y copia lo siguiente*):

Date: / May / 2020

Objective: Describe an app based on its main characteristics

Applications

What is an application? Abbreviation for **application**: a computer or cellphone program that is designed for a particular purpose


Examples of apps? _____



2. **Cut the following part and report your favorite app and its characteristics** (corta la siguiente parte y pégala en tu cuaderno, y reporta tu app favorite y sus características).

Remember (recuerda):


- **Name of the app** (nombre de tu app favorita):
- **Description in simple words** (descripción en simples palabras, o una frase)
- **Functions** (funciones, por ejemplo, *listening to music, text, watch videos, etc*)
- **Age group** (para qué edad es la app, *all ages/todas las edades, young people/gente joven, etc*)
- **Where to download** (Dónde descargar. Play Store, App Store, Google)
- **You must include a photo of the app** (debes incluir una foto de la app).




MY FAVORITE APP

Cellphone, desktop or mobile device app


DESCRIBE YOUR FAVORITE APP IN SIMPLE WORDS



FUNCTIONS OF THE APP



AGE GROUP (ALL AGES, YOUNG PEOPLE, ADULTS, KIDS)



WHERE TO DOWNLOAD? (APP STORE, PLAY STORE, GOOGLE)?

